

Take the Work Out of Fence Repair

REEL-TITES TIGHTEN YOUR FENCES IN A JIFFY!

REEL-TITE's patented design can save you 75% to 90% of your fence maintenance labor. You can mend new and old fence wire in a fraction of the normal time. Tighten any kind of wire **without** unstapling and restretching. A REEL-TITE is a metal disc measuring 4" x 2 $\frac{3}{4}$ " and made of sturdy 14-gauge steel with a plated, weather-resistant finish. REEL-TITES DO NOT BREAK YOUR WIRE.

Here's How They Work...

Under average conditions, place one REEL-TITE on each wire in the middle of a 40 rod span of fence. Tighten up the REEL-TITES turning the handle **CLOCKWISE** until the wire reaches the desired tension. Then, each time you check fences **RETIGHTEN** the REEL-TITES. In a short time the **entire 40 rod span** will be back to original tension. Simply maintain it from then on for the **life of the wire** retightening only when necessary. With a little practice, it will take you **one minute** to tighten four wires and only **30 seconds** to retighten them. You will

find the under ideal conditions, this same method will work on 80 rods of fence; when there is a great deal of slack or rough terrain more REEL-TITES may be needed.

NO UNSTAPLING (EQUALIZATION PRINCIPLE)


If a tight wire in the fence line is broken and left unrepaired, the wire will keep slacking toward the end post (a point of tension). **NO ONE LOOSENS THE STAPLES FOR THIS.** If a REEL-TITE is placed in the middle of a fence span and kept tight, all the slack in that fence span will equalize to the REEL-TITE. Give it some time. **IT WORKS.**

THINK OF YOUR OWN FENCES...


A fence is never tight in one area and loose somewhere else. Before long, the entire fence will be loose. Equalization works against you. Let equalization work for you. **USE REEL-TITES.**




1 Attach the REEL-TITE to the handle and fasten with clip pin. Place the wire between the two pegs



2 Keep turning until the wire reaches desired tension. An out-turned flange holds it securely in place.



3 As you turn the handle **CLOCKWISE**, slack is reeled up on the two $\frac{3}{8}$ " pegs of the REEL-TITE. The handle gives you 20 to 1 leverage.



4 Remove the handle. The REEL-TITE will equalize tension along the fence wire. Retighten anytime.

KERMCO - DE HAAI, INC., 741 Carpenter St., Monroe, IA 50170-7504 Ph. 641-259-2987 Fax 641-259-2754

UNCONDITIONAL MONEY BACK GUARANTEE

If you are not completely satisfied with your order of REEL-TITES, simply return your order. Your money will be refunded in full.

KERMCO - DE HAAI, INC 741 Carpenter St Monroe, IA 50170-7504

PHONE OR FAX YOUR ORDER FOR FASTER SERVICE!

Ph #641-259-2987

Mobile #641-891-2500

Fax #641-259-2754

VISIT OUR WEBSITE: www.kermcodehaai.com Email: kermco@hughes.net

Please include your check or money order payable to: KERMCO-DEHAAI, INC

Or you may charge your order:

VISA CARD # _____ MASTER CARD # _____

DISCOVER CARD # _____ EXP. DATE _____ CVS # _____

SIGNATURE _____

Email Address _____ Phone Number _____

For C.O.D add \$9.00 extra. IOWA RESIDENTS MUST ADD 7% SALES TAX.

20	REEL-TITES AND ONE HANDLE, freight paid	\$	53.50
50	REEL-TITES AND ONE HANDLE, freight paid	\$	104.50
100	REEL-TITES AND ONE HANDLE, freight paid	\$	182.50
20	REEL-TITES, freight paid	\$	43.50
50	REEL-TITES, freight paid	\$	94.50
100	REEL-TITES, freight paid	\$	172.50
200	REEL-TITES, freight paid	\$	325.00
400	REEL-TITES, freight paid	\$	638.00
1000	REEL-TITES, freight paid	\$	1550.00
	EXTRA HANDLES...\$10.00 WITH REEL-TITES, WITHOUT	\$	15.50

Orders shipped
U.S. within
24 hours

CURRENT PRICE LIST
EFFECTIVE 2/1/2022

NAME _____
ADDRESS _____
CITY _____ STATE _____ ZIP _____

REEL-TITES Save You Money, Time and Labor!

COST COMPARISON

Four REEL-TITES in a 40 rod span of fence will cost approximately the same as one steel post. The REEL-TITES will not only restretch that 40 rod span, but will maintain it for the life of the fence.

TIME IS MONEY

If you consider what it is costing you to repair and restretch your fences by the method you are currently using, REEL-TITES are a necessity. Your time and labor will be a fraction of what it is now. REEL-TITES ARE AN INVESTMENT IN A TIGHT FENCE.

SPLICING MADE SIMPLE

REEL-TITES make broken wire repairs quick and simple. Just splice in a piece of wire at the break, attach a REEL-TITE two or three feet down the fence line, and wind up the slack. REEL-TITES not only retighten the fence, but pull the slack out of the splice, too.

REEL-TITES DO NOT BREAK OLD WIRE...WHY?

If you try to bend old rotten wire by hand, because you have no control of that bend, all the bend will go to the weakest point and the wire will collapse and break. The REEL-TITE goes on the wire under a little tension. That tension creates a CONTROLLED bend, forcing the wire to follow the curve of the $\frac{3}{8}$ " round pegs and the wire can never bend any shorter. The REEL-TITE never twists the wire, it reels it. As you reel up more wire the bend becomes milder. The pegs will hold up to 12" of wire.

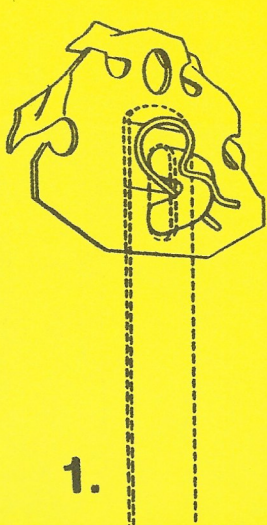
THE REEL-TITE WORKS LIKE A BUILT-IN RATCHET AND CAN BE RETIGHTENED YEAR AFTER YEAR.

USE REEL-TITES ON ANY KIND OF WIRE!

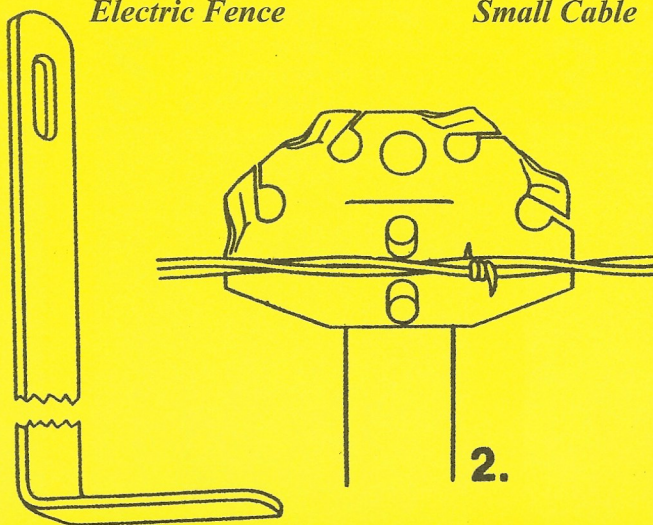
*New or Old Barbed Wire
Woven Wire
Electric Fence*

*High Tensile
Smooth Barbless
Small Cable*

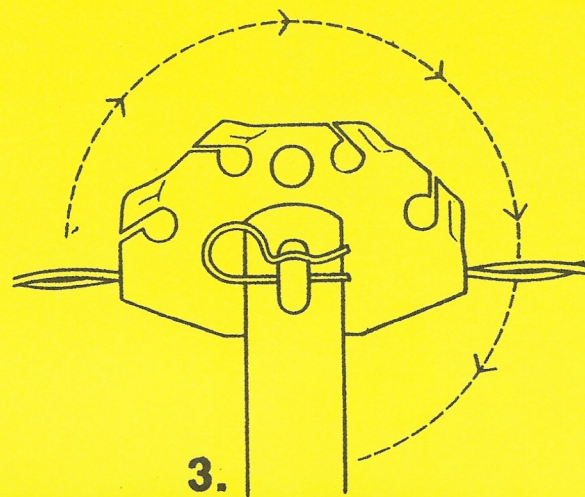
*Rusty, Pitted Wire
Guy Wire
Vine Wire*



1.



2.




3.

NATIONALLY
ADVERTISED
SINCE 1972

New plating
process
for longer
lasting finish

Actual Size
4" x 2 $\frac{3}{4}$ "



REEL-TITE[®]

PATENTED

4 HOOKS ON A HALF-CIRCLE=8 HOOKS PER REVOLUTION. THE HOOKS SIMPLY CHANGE SIDES.

- The fence tightener that works even on your very oldest wire.
- Retighten them anytime.
- Saves you 75%-90% on labor.
- The most economical way to maintain your fences.

UNCONDITIONALLY GUARANTEED