



2022 Cabin Options



Amish Made Cabins



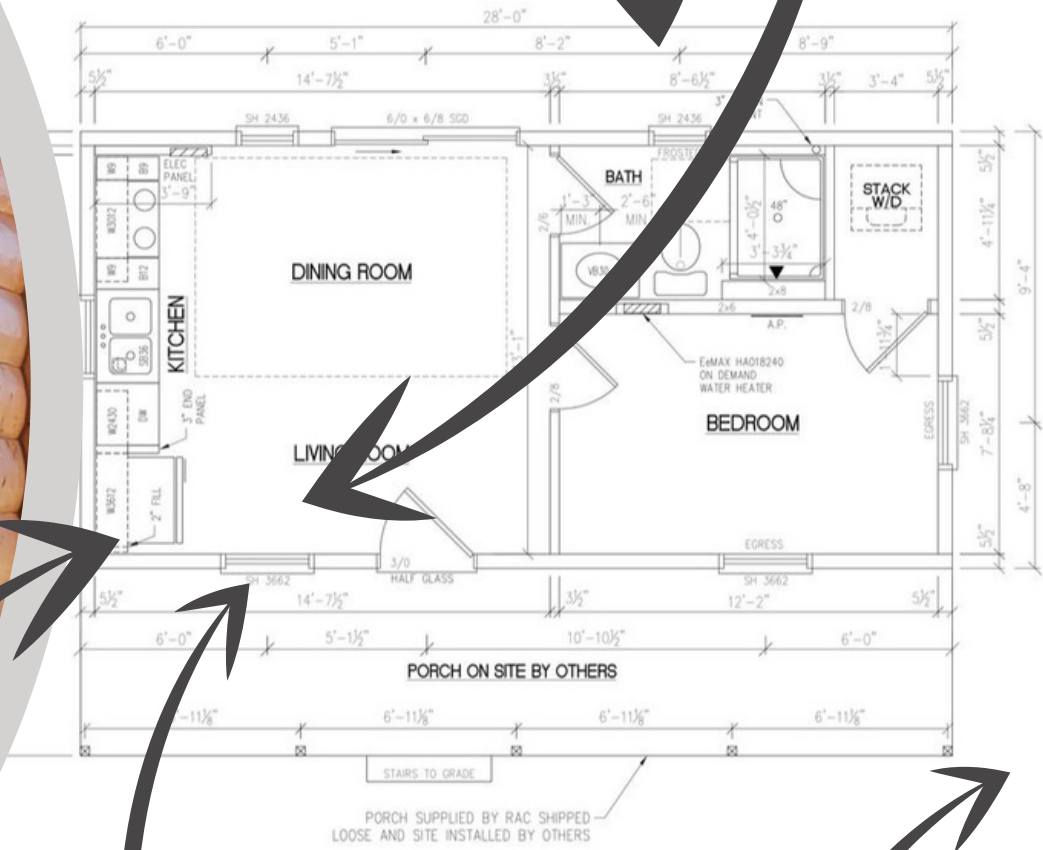
Amish Made Cabins
772 Cedar Grove Rd.
Shepherdsville, KY 40165



502-921-0002



www.amishmadecabins.com
jenny@amishmadecabins.com





Quality, engineered cabin homes created with timeless craftsmanship for how you live, work and play.

Features:

All of our cabins are built in our Kentucky factory to the current Residential Codes adopted by the state of Kentucky backed by engineered plans and our 41 Point Inspection Process. Current codes adopted by Kentucky are the Kentucky 2018 Residential Code, based on the 2015 IBC and 2015 IRC for One and Two family Dwellings and Kentucky specific amendments. Check with your Sales Rep for any code questions for your specific location.

Structural Features

- 2x10 Pressure treated floor joists 16" OC
- 3/4 Tongue and Groove sturdy floor subfloor
- Vapor Barrier
- 2x6 Exterior walls 16" OC
- 2x6 Rafters 16" OC
- 5/8 OSB Roof decking
- Synthetic Felt paper
- 28 Gauge Roofing metal with foam closures
- Insulation to code

Electrical Features

- 200 AMP Panels depending on cabin size
- Smoke detectors hard wired with battery backup
- Wired to code
- 220 plugs - gauge wiring based on amperage (12-6 gauge)
- ARC Fault breakers
- Cat6/Coax on request

Plumbing Features

- PEX water lines with PEX fittings
- 3/4" main supply line with 1/2" supply lines
- Bathroom vented to exterior
- All drains vented
- Water Heater - tank and tank-less available
- Washer/dryer connections on most plans

We are a modular certified builder. Features may change based on your state code. See your sales consultant for details.




TABLE OF CONTENTS

05		Siding and Roof Options	12		Cat6/Coax options
06		Exterior Window Trim Options	13		Interior Lighting
07		Exterior Lighting	14		Custom Cabinetry
07		Exterior Door Locks	14		Countertops
08		Exterior Door Choices	15		Kitchen Sinks and Faucets
09		Windows	15		Bathroom Sinks, Faucets, Mirrors and Commodes
09		Wall and Ceiling Finishes	16		Tub Choices
11		Flooring	17		Showers
12		HVAC / Water Heater Selections	18		Lofts
12		Outlets	18		Extras <i>(Insulation, Raised Sidewall, False Gable, Fireplace Inserts)</i>



Siding and Roof Options

LP Smart Panel Siding (Standard on all Models)



Upgrade Options:


LP Smartboard Board and Batten Siding



LP Smartboard Lap Siding



Split Cedar Log Siding with Smooth Corners



Split Cedar Log Siding with Butt and Pass Corners



Roof Options:

Metal Roof with Foam Closures



Composite Shingle Roofing




Roof Overhangs - All roofing comes standard with a 6" overhang. On cabins with Split Cedar Log Siding with Butt and Pass corner trim, a 12" overhang is included.


Upgrade Options:
8"-12" Roof Overhang available as an upgrade. Some state codes will require an upgraded overhang.



6" Overhang



12" Overhang





Siding and Roof Options (continued)

Metal Roofing Color Choices: (Black and Copper Metallic are upgrades)
28 Gauge - Standard.



Dimensional Shingle Color Choices:




Exterior Window Trim Options

Standard Shutter




Contemporary Window Trim-
standard on Board and Batten
and Lap siding. Available by
request on Panel siding.



Log Siding Window Trim-
standard on all 8" Split
Cedar Log Siding.



Open Faux Shutter
(upgrade option)





Exterior Lighting

Standard Options:

Black Carriage Light



Bronze Dovray Light



Upgrade Options:

Texas Star Light



NOTE: Exterior lights are wired, and prepped for installation by the homeowner. Lights are placed in the cabin for transport.



Exterior Door Locks

Standard



Upgrade
Keypad Entry





Exterior Door Choices



Standard Options:

Solid Door



Half Lite Door



Nine Lite Door



Craftsman Door



Upgrade Options:

Half Lite Door w/ Blinds



Doggy Door w/ Blinds



Texas Star



Sliding Glass Door



Fifteen Lite French Door

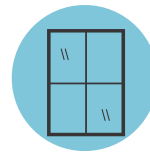


French Door w/ Blinds



French Door





Windows

Standard Options:

White w/ Grids



White - No Grids



Taupe w/ Grids




Taupe - No Grids



Standard Interior Window Trim


Water based clear-coat finished pine



Wall and Ceiling Finishes

Standard Options: (Walls)

Water based clear-coat finished V-Board




Standard Options: (Ceiling)

Water based clear-coat finished V-Board




Upgrade Options: (Walls)

White painted Shiplap



Upgrade Options: (Ceiling)

White painted Shiplap





Wall and Ceiling Finishes (continued)

Standard Wall and Ceiling Trim:

1x4 and 1x1 clear coated trim



Upgraded Wall and Ceiling Trim:

Stained 1x4 and 1x1 Medium stain



Stained 1x4 and 1x1 Dark stain



Ceiling Structural Options


Vaulted: *Follows the true vault of the cabin with a drop at the peak for ventilation purposes.*



False Vault: *Creates a vault in a room for symmetry. Does not follow cabin roof pitch.*



Drop: *Flat ceiling at plate line. (All plans with a storage loft will have a drop ceiling in the room below), bathrooms are drop ceilings.*





Flooring

Standard Options:

Laminate Plank Flooring: Walnut



Laminate Plank Flooring: Gunstock Oak




Upgrade Options:


Inhaus SONO Eclipse Vinyl Plank Flooring (Check with sales associate for availability, product shortages due to overseas manufacturing do occur.)



Baywest



Bower




Canim



Centennial
Sandstone



Coffee




Forest Grove



Heartland
Walnut




Jasper



Liberty




Pearl Travertine



Pepper Travertine




Reposado Carrara




Riverview



Riviera




Saloon



Sandhill




Sante Fe




Seawashed




Sesame Sandstone




Shadow Castle




Sheridan Bay




Streamwashed




Sunwashed




Tobacco Oak



Trimble White Oak



Winter Oak





HVAC Prep / Water Heater Selections

Mini Split System Prep

We can prep your cabin for a mini-split system to be installed on-site.



Water Heater Selections:

Standard Option:

Electric Tankless Water Heater -
Standard option on request on all cabins



Upgrade Options:

Gas Tankless Water Heater -
Needs to be exterior mount, we
add a gas drop, lines need to be
ran on-site.



Outlets

Standard Option:

We offer off-white electrical
outlets and faceplates.



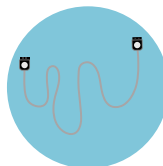
Upgrade Options:
Rocker Dimmer Light
switches in off-white



Extra Double Outlet w/ USB Ports-
Available in off-white. (1 comes
standard for each bedroom)



Double Floor Outlet



Cat6 / Coax Options


Upgrade Options:

Coax and Cat6 lines can be ran. Choose an exterior point
of entry, we will place a blank faceplate at the exterior
point with wires behind, ready for your on-site cable or
internet provider to tie into your dish or other receiving
method. The main line will run to a location of your choice
in the cabin where you would hook up your modem, and
then feeder lines can be ran to each room from that
location if you are not using Bluetooth/wireless technology.

Coax Line-
Available in
off-white




Cat6/
Coax/HDMI
Dual Port



Cat6





Interior Lighting

Standard Options:

All standard options available in Bronze or Brushed Nickel

Kitchen Sink Lights: 3 Light Track Lighting Wave Bar with directional heads.



Vanity Lights:



Dining Lights:



Ceiling Fans:



All other Lighting:
Recessed Lights with White plate



Upgrade Options:

LED Lighting Options - Lights with LED Light Plates

Kitchen Sink Lights:



Vanity Lights



Dining Lights



Above Island Lighting



Ceiling Fans:

4 Blade: Housing and blades brushed nickel



5 Blade: Housing brushed nickel, blades wood grain





Custom Cabinetry

Standard Options:

Pine



Hardware: All cabinets have Bronze hardware and soft close doors and drawers.



Upgrade Options:

Upgrade options can be ordered with optional Crown Moulding

Hickory



Painted




Countertops

Standard

Check with sales rep on available colors
Solid Surface - LG HI-MACS

Macchiato Sand Sparkle



Nubian



HI-MACS is:

- Hardwearing and resistant
 - 100% water-resistant
- Resistant to almost all commercial household chemicals and everyday stains such as fruit acid or red wine
- Scratch resistant and can be repaired in the event of small scratches w/o need to call in a tradesman
 - Heat resistant thanks to new Thermalcure technology
 - Very easy to clean
- Can be cleaned using a moist cloth and commercial detergent, removing almost all dirt without leaving any residue



Solid Surface Edge Profile:


Bevel



Round



Ogee





Kitchen Sinks and Faucets

Standard Options:

Single Basin



Double Basin



Faucets: Brushed Nickel or Bronze



Upgrade Options:

Workstation Sink



Farmhouse Apron Front Single Basin



Farmhouse Apron Front Double Basin



Bathroom Sink, Faucets, Commodes and Mirrors



Bathroom Sinks: White porcelain

Faucets: Brushed Nickel or Bronze

Mirror available, see plan details

Vanities: Match your kitchen cabinet choice

Commodes: All commodes are comfort height, elongated white commodes





Tub Choices

Standard Options:

60" Shower/Tub Combo w/ surround



Tub hardware / shower head
available in Brushed Nickel and Bronze



Upgrade Options:

Walk-in Jetted Tub with deck
mount faucet



Cedar Soaking Tub with floor
mount faucet



Free Standing Soaking Tub with floor
mount faucet




Free Standing Jetted Tub with floor
mount faucet



Floor mount faucets available in
Bronze and Brushed Nickel





Showers

Standard Options:
32" or 48" Shower insert depending on floor plan space



Shower hardware available in Brushed Nickel and Bronze



Upgrade Options:
60" Low Threshold shower



60" Roll in ADA Shower



Custom Solid Surface shower with Hi Macs Solid Surface





Lofts and Hinged Roof System

Small finished storage lofts are complete with finished walls, flooring, a access ladder and light in loft.

Standard Loft



Hinged Roof System

Our Living Large Series has a hinged roof option. This creates a full 8' tall loft area with a standard staircase for access. Living Large series require extra on-site work and a lift. Check with your sales rep for more details.



Extras

Deck Kits

Deck kits are available for all cabins, and delivered wrapped, and prepped with your cabin, ready for you or your on-site contractor to install.



Reverse Gable

False Gables can be added to front and back of cabin to accommodate a deeper porch.



Dormers

Raised Sidewalls can be added to any cabin series to give a contemporary look to your cabin, add extra side height on a loft, or open up your living area.

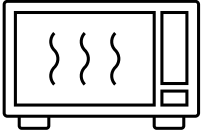


Two Burner Cooktop w/ Vent Hood





APPLIANCE SIZE GUIDE




MICROWAVE

On cabin plans with a microwave space, we will install an upper cabinet that your microwave can mount under. There is an outlet that is accessible in the upper cabinet. Microwave space will accommodate a standard 30" ventless microwave.



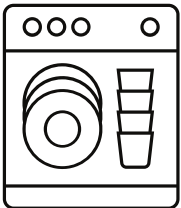
RANGE

Kitchen range openings will accommodate a 30" standard electrical range.



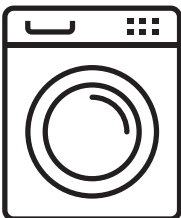
REFRIGERATOR

Refrigerator openings range from 30"-40" on our plans. The opening size will be notated on your plan.



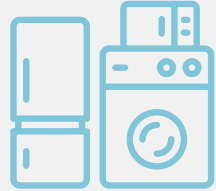
DISHWASHER

Dishwasher openings are set to fit a standard 24" dishwasher. The space will not have holes drilled for the drain line since manufacturers recommendations differ. When your installer installs your dishwasher, they will need to create the hole to accommodate the drain line. The kitchen sink will have a water cut off valve on the hot water line and the outlet is installed on a designated switch.



WASHER/DRYER

We have two different washer/dryer configurations on our plans; side by side units or laundry centers (stackable). For side by side configurations, the dryer area accommodates up to a 29" dryer, and the washer area will accommodate up to a 27" washer. On plans with a laundry center, the area will accommodate up to 29" wide center.



**Not all plans have spaces for every appliance, see your plan for details.*

**GAS APPLIANCE INFO: All appliance locations are designed for electrical appliances. If you are wanting to use gas appliances, talk with your sales associate. We do not run gas lines, but can do a gas drop to prep your cabin for on-site installation of gas lines by your contractor.*



If you have any questions about our process or your cabin information, please let us know as we are always happy to help!



502-921-0002
www.amishmadecabins.com





Price Sheet

Amish Made Cabins 2022 Price Sheet

14 and 16 Wide Cabins		24'-30' Wide Cabins
5/12 roof pitch		6/12 Roof pitch - Hinged roof
2x6 walls		2x6 walls
2x10 floors		2x10 floors
Smart Panel Exterior Siding		Smart Panel Exterior Siding
Pricing		Pricing 24' Wide
\$164 / sq foot		\$147 per sq ft
Add \$2/sq foot for Kentuckian		*plus on site labor
Olympic T		Pricing 26' Wide
Two or more connected on-site		\$146 per sq ft
with any 14 or 16 wide up to 52' long		*plus on site labor
\$163/sq foot		
		Pricing 28' Wide
		\$145 per sq ft
		*plus on site labor
		Pricing 30' Wide
		\$144 per sq ft
		*plus on site labor

Options:			Options:	
Loft - includes railing, ladder and window	\$28/sq ft	sq foot of loft - storage loft 2 1/2 feet head space	Board and Batten siding	\$3/sq ft
Living Large Loft - includes railing, 10/12 pitch and stairs	\$35/sq foot	sq foot of total cabin size	Split Cedar with Smooth Corners	\$18/sq foot
Reversable Gables (2)	\$3,000		Split Cedar with Butt and Pass Corners	\$26/sq foot
Cosmetic Dormers (2)	\$1,200			
Paint fiberglass door(s)	\$135 per side			
White wash interior walls	\$3.80 sq foot	sq foot of total cabin size		
stained trim	\$3.80 sq foot	Sq foot of room trim is in		
stained kitchen cabinets	starts at \$1125			
additional window	\$500 each			
gable window	\$300 each			
Shutters	\$75/set			
6" sliding glass door	\$1,875			
Barn door	\$675			
Screen Door	\$375			
Additional Cabinets	\$345 per LF			
Extended Kitchen w. Raised Bar	\$450 LF			
Lap Siding	\$4/sq foot	sq foot of total cabin size		
Porch Kit	\$35/Sq foot of deck			
Engineered plans - site specific	starting at \$2300			
Delivery	1st 200 miles from factory included in above pricing			
	Additional mileage \$9.50/mile			
	\$100 permit for each state crossed			
	16' wides require a \$700 wide lad fee and addl \$1/loaded mile			

2022 Summer Pricing, Pricing subject to change, contact us for current pricing.
 *Living Large series will require additional on-site work to raise the roof from your contractor.
 Prices do not include site prep, or any onsite work needed. Contact Sales for state to state delivery quotes.