

Quality is Our Heritage

2022 CATALOG


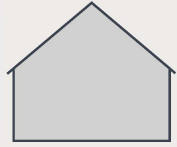


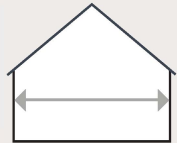
TABLE OF CONTENTS

	2 – 3
Tradition Series	4 – 5
Estate Series	6 – 7
Legacy Series	8 – 9
Porch Packages	10 – 11
Your Barn Inside and Out	12 – 13
Garage Packages	14 – 15
Dormer Packages	16 – 17
	18 – 19
All Options	20 – 22
Endless Possibilities	23
Color Options	24
Delivery Information	25
Warranty and Guarantee	25



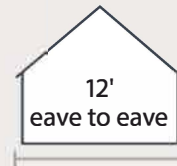
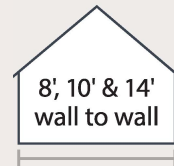
1) STYLES

- STRUCTURES
 - Tradition Lofted
 - Tradition Utility
 - Estate Lofted
 - Estate Utility
 - Legacy Lofted
 - Legacy Utility
- PORCH PACKAGES
- ROLL-UP GARAGE PACKAGES
- SECTIONAL GARAGE PACKAGES
- DORMER PACKAGES




2) SIZE

Wide range of sizes available



3) DOORS, WINDOWS & EXTERIOR OPTIONS

Customize your shed to fit your needs with a great selection of options



4) COLORS

Wide range of colors to choose from



5) FLOORING & INTERIOR

Tradition Series



Tradition Utility 10x12 Origami White with Black Metal Roof
Shown with Upgraded Accent Doors



Tradition Utility 8x8 Barnwood Gray with Argos Trim and Galvalume Metal Roof Shown with Upgraded 9-Lite Fiberglass Door



Tradition Lofted 8x12 Black with Origami White Trim and Black Metal Roof
Additional Trim Cost



Tradition Utility 10x20 Dual Color Butternut Urethane and Navajo White
with Navajo White Trim and Black Metal Roof
Shown with Upgraded Accent Doors and Trim

Also available in End Porch, Side Porch, Deluxe Porch and Garage Packages
Dormer Package available on Utility only

JOISTS

- 8', 10', 12' and 14' wides receive **2x6**
- 8', 10', 12' and 14' wides are 16" on center

RUNNERS

- 8' and 10' wides receive **two runners** (skids)
- 12' and 14' wides receive **four runners** (skids)

STUDS

- All widths receive 16" on center
- All studs are premium #2 European Spruce

SIDING

- 3/8" 8" on center grooved LP® SmartSide® with 5/50 year limited warranty

TRUSSES

- All standard lengths receive 24" on center (16" on center is available at additional cost)
- All Tradition Series receive **2x4 trusses**

FLOORING

- All Tradition Series receive **¾" flooring**

PAINT/URETHANE

- All Tradition Series receive **paint/urethane**
- Trim color is the same as siding color (color can be added for additional fee)

DELUXE PAINTED VENT

- Receives same color as trim

40 YEAR METAL ROOF

RAMPAGE DOOR AVAILABLE ON TRADITION SERIES

- Built-in Ramp
- 1500lb Weight Capacity
- Ramp Availability: 6x6 and 6x7*
*depending on size and style

12' WIDES ARE MEASURED EAVE TO EAVE



Estate Series

Also available in End Porch, Side Porch, Deluxe Porch and Garage Packages
Dormer Package available on Utility only

JOISTS

- 8', 10', 12' and 14' wides receive **2x6**
- 8', 10', 12' and 14' wides are 16" on center

RUNNERS

- 8' and 10' wides receive **two runners** (skids)
- 12' and 14' wides receive **four runners** (skids)

STUDS

- All widths receive 16" on center
- All studs are premium #2 European Spruce

SIDING

- 7/16" 4" on center grooved LP® SmartSide® with 5/50 year limited warranty and radiant barrier technology

TRUSSES

- All standard lengths receive 24" on center (16" on center is available at additional cost)
- All Estate Series receive **2x4 trusses**

FLOORING

- All Estate Series receive **¾" flooring**

PAINT/URETHANE

- All Estate Series receive **paint/urethane**
- Trim may receive different **paint/urethane** color than siding color

DELUXE PAINTED VENT

- Receives same color as trim

40 YEAR METAL ROOF

RAMPAGE DOOR AVAILABLE ON ESTATE SERIES

- Built-in Ramp
- 1500lb Weight Capacity
- Ramp Availability: 6x6 and 6x7
*depending on size and style

12' WIDES ARE MEASURED EAVE TO EAVE



Estate Lofted 10x20 Dual Color Heritage Blue and Origami White with Origami White Trim and Charcoal Metal Roof



Estate Utility 10x20 Heritage Red with Origami White Trim and Galvalume Metal Roof



Estate Lofted 12x28 Butternut Urethane with Navajo White Trim, Burnished Slate Metal Roof and 6x7 Rampage Door




Craftsman Shutters

7/16" 4" On Center Grooved LP® SmartSide®

Notched Floor Runner

Estate Lofted 10x20 Gray Shadow with Barnwood Gray Trim and Charcoal Metal Roof

Legacy Series



Legacy Utility 10x16 Heritage Blue with Origami White Trim and Black Metal Roof



Legacy Utility 10x16 Navajo White with Redwood Urethane Trim and Copper Penny Metal Roof



Legacy Lofted 10x20 Chestnut Brown Urethane with Origami White Trim and Bright White Metal Roof



Legacy Utility 10x12 Custom Color with Origami White Trim and Moire Black Shingle Roof

Also available in End Porch, Side Porch, Deluxe Porch and Garage Packages
Dormer Package available on Utility only

JOISTS

- 8', 10', 12' and 14' wides receive **2x6**
- 8', 10', 12' and 14' wides are 16" on center

RUNNERS

- 8' and 10' wides receive **two runners** (skids)
- 12' and 14' wides receive **four runners** (skids)

STUDS

- All widths receive 16" on center
- All studs are premium #2 European Spruce

SIDING

- 3/8" LP® siding with 5/50 year limited warranty

TRUSSES

- All standard lengths receive 24" on center (16" on center is available at additional cost)
- All Legacy Series receive **2x4 trusses**

FLOORING

- All Legacy Series receive **3/4" flooring**

PAINT/URETHANE

- All Legacy Series receive **paint/urethane**
- Trim may receive different **paint/urethane** color than siding color

SHEATHING

- 7/16" LP® TechShield® OSB

ACCENT DOORS

- Receives same color as trim or may choose any **paint/urethane** color

DELUXE PAINTED VENT

- Receives same color as trim

40 YEAR METAL ROOF

12' WIDES ARE MEASURED EAVE TO EAVE

END PORCH PACKAGE

- (3) 2x3 Windows
- 9-Lite Fiberglass Door
- Double Barn Doors
- 4' End Porch
- Composite Decking
- 4x4 LP® SmartSide® Painted Posts

MID PORCH PACKAGE

- (2) 2x3 Windows
- 9-Lite Fiberglass Door
- Double Barn Doors
- 4x8 Mid Porch
- Composite Decking

SIDE PORCH PACKAGE

- (2) 2x3 Windows
- 9-Lite Fiberglass Door
- Double Barn Doors
- 4x8 Side Porch
- Composite Decking
- 4x4 LP® SmartSide® Painted Posts

DELUXE PORCH PACKAGE

- Shown on Opposite Page
- (5) 2x3 Windows
- 9-Lite Fiberglass Door
- Double Barn Doors
- Deluxe Wrap Around Porch
- Composite Decking
- 4x6 Pressure Treated Posts



Estate Utility End Porch 10x24 Origami White with Butternut Urethane Trim and Galvalume Metal Roof Shown with Optional Craftsman Shutters



Estate Lofted 10x20 Mid Porch Sage Green with Navajo White Trim and Forest Green Metal Roof Photo Shows Options Not Included in the Package



Estate Lofted Side Porch 12x20 Barnwood Gray Urethane with Origami White Trim and Black Metal Roof Photo Shows Options Not Included in the Package

Porch Packages



Estate Lofted Deluxe Porch 12x28 Gray Shadow with Black Trim and Black Metal Roof



Your Barn Inside and Out



Garage Packages



Legacy High Wall Utility Garage 12x28 Gray Shadow with Argos Trim, Galvalume Roof and Carriage House Sectional Garage Door



ROLL-UP GARAGE PACKAGE

- 12" On Center Floor Joists
- Solid Fiberglass Door
- 2x3 Window
- 9x7* Roll-Up Garage Door
- * multiple door sizes available

SECTIONAL GARAGE PACKAGE

- 12" On Center Floor Joists
- Solid Fiberglass Door
- 2x3 Window
- 9x7* Sectional Garage Door
- * multiple door sizes available



Dormer Packages

DORMER PACKAGE WITH 12' DORMER

- Accent Doors
- Z Shutters on Windows
- Transom Windows in Doors
- (2) 3x3 Windows
- (4) Transom Windows in Dormer

DORMER PACKAGE WITH 8' DORMER

- Accent Doors
- Z Shutters on Windows
- Transom Windows in Doors
- (2) 2x3 Windows
- (3) Transom Windows in Dormer



Estate High Wall Utility 12x24 with 12' Dormer Beige with Origami White Trim and Brown Metal Roof



Estate High Wall Utility 10x20 with 8' Dormer Origami White with Ebony Urethane Trim and Black Metal Roof



Estate High Wall 12x24 with 12' Dormer Burgundy with Origami White Trim and Black Metal Roof



Economy Metal



10x16 Economy Metal



10x24 Economy Metal

ECONOMY METAL

6x6 Roll-Up Garage Door

All Economy Metal receive $\frac{3}{4}$ " flooring

2x6 Floor Joists

25 Year Metal

Available in 10x12, 10x16, 10x20 and 10x24 sizes

All Options



2x3 Window Brown or White



3x3 Window Brown or White




3 Tier Shelving



9-Lite Door



24" Workbench



Composite Decking



Craftsman Shutters



Double Wood Barn Doors



Dual Color



Electrical Package



Gable Accent



Loft



Railings



Shingled Roof

All Options (CONTINUED)



Rampage Door



Ramp (Single Door or Double Door)



Single Wood Barn Door



Solar Power Package



Solid Fiberglass Door



Transom Windows



Z Shutters

Endless Possibilities



Man Cave



She Shed



Handyman Shop



Garden Shed



We Shed



Hunting/Fishing Cabin



Music Studio




Home Office

Color Options

PAINT COLOR OPTIONS



URETHANE COLOR OPTIONS



METAL ROOF COLOR OPTIONS



***Upgrade Charge**

DELIVERY

Keeping several key points in mind, we provide a quick and efficient building delivery:

FREE DELIVERY AND SET UP WITHIN 30 MILES

- Delivery and set up is free up to 30 miles from the dealer lot.
- Any distance of 31 miles or more from the dealer lot is subject to an additional charge of \$4.00 for 8', 10' and 12' wides, and \$7.00 for 14' wides per mile.
- Free set up includes the leveling of your building with driver or customer supplied concrete blocks and driver supplied pressure treated shims.

- If your property is accessible with a truck and trailer or mule, site preparation is unnecessary.
- Site preparation will be needed if your site is more than 3 feet out of level.

Note: Customers are responsible for understanding local city and county requirements regarding shed placement on their property. Customers are also responsible for obtaining all necessary permits.

SITE PREPARATION

The delivery driver will contact customers directly to schedule barn delivery. Customers can help to ensure a fast and thorough delivery with proper site preparation. Please use the following checklist to help prepare for your barn delivery:

- A truck and trailer, which are used to deliver buildings, require a tremendous amount of space. Be prepared for a vehicle of this size to be on your property.
- Customers should remove tree limbs, stumps, large rocks or other obstacles from the area.
- Please make the driver aware of low wires, septic tanks and other potential hazards on your property.
- When a customer's property is fenced, there must be an opening one foot wider than the building in order to move a building

- The perfectly prepared spot to unload and install a building would be one that is leveled with a gravel base or a concrete pad. Why? This foundation reduces the possibility of settling. If a prepared foundation like this is not available, then concrete blocks will be used.

TRANSPORT TO YOUR PROPERTY

Heritage barns are 100% fully constructed when delivered to your property. Upon arrival to the site, our drivers use their experience and know-how to maneuver the truck and trailer, which transports your barn, into the desired location.

For more difficult conditions or for properties with limited accessibility and obstacles, Heritage drivers utilize our Mule Machine. Similar examples are shown in the photos.



Note: Non-standard options, multiple options or peak season may add additional days to the lead time.

WARRANTY AND GUARANTEE

Five Year Craftsmanship Warranty on all buildings
LP® SmartSide® with 5/50 year Limited Warranty
LP® 3/8" lap siding with 5/50 year Limited Warranty
Paint 5 Year No Crack No Peel No Fade
Urethane 5 Year No Crack No Peel No Fade
40 Year Painted Metal Warranty
LP ProStruct and Legacy Flooring 10 Year

